



# Radar Picket Ships

## YAGRGRAM #54

Fall 2009

C/O Harry Miller, 230 West Forest Ave., Pawtucket, RI 02860-3318, (401) 724-7278, e-mail [yagr@cox.net](mailto:yagr@cox.net)

## YAGR'S 2010 Reunion Cruise

Sailing on the Carnival Freedom

May 2 to May 8, 2010

### CARNIVAL FREEDOM SHIP FACTS

Gross Tonnage - 110,000

Length - 952 feet


Beam - 116 feet wide

Guest Capacity - 2,974

Staterooms - 1,487

Crew - 1,150

Registry - Panama



## Ports Of Call

### KEY WEST, FL

The "Conch Republic" is a festive island of colorful bars and equally colorful characters in what may as well be the tropics. America's southernmost tip, where Harry Truman spent his summers playing poker and running the country, is a non-stop delight. Visit Hemingway's house where you'll find his original manuscripts and many of his famed six-toed cats. And while you're on the island be sure to sample its culinary treasures, such as conch salad and world-famous Key Lime pie.

### GRAND CAYMAN, CAYMAN ISLANDS

Grand Cayman, kissed by sparkling turquoise waters, is a dream come true for water sports enthusiasts. You can snorkel with stingrays, go scuba diving, sail a catamaran, take in some sport fishing, or just mellow out along the powder-soft sand of the magnificent Seven Mile Beach. While you're there, don't forget to visit Hell, which is devilishly popular with senders of postcards.

### OCHO RIOS, JAMAICA

Originally called "Los Chorreos" by the Spanish in 1657, Ocho Rios, once a small banana and fishing port, has become the cruise ship capital of Jamaica. Dunn's River Falls, a 600 foot natural staircase of cascading water is the most famous attraction in Ocho Rios. For sheer natural beauty, you can't surpass Shaw Park Botanical Gardens, which offers 32 acres of indigenous trees, flowers and shrubs, as well as picturesque streams and waterfalls. In addition, you'll also find plenty of opportunities for diving, sailing and golfing.



### YAGR'S 2010 Reunion Cruise

**CRUISE OR NOT TO CRUISE.** Cruising is a very affordable means of going to a reunion. All your food tours (the ship's ports of call are your tour locations) and entertainment on the ship is included in your cost. And, probably the best feature of a cruise, it is very relaxing. You can do nothing or be as active as you wish.

Pages 7 and 8 of this YAGRGRAM have the information and registration form for the reunion cruise. The registration form is from Holiday Cruises and Tours. This is the tour company that will be making all the cruise arrangements. It should be noted that only those who sign up with Holiday Cruise and Tour Company will be included in the shipboard YAGR'S functions -- no exceptions! The registration form on page #8 is to be sent to Holiday Cruises and Tours.

If you have any questions, please get in touch with me.

I have been in touch with Brian at Holiday Cruise and Tour Company and he told me that we have a good response in booking cabins. We have 75 mixed cabin types set aside for us. As a reminder, your family and friends are welcome to join us on our cruise.

He also asked me to pass along some information to you. The most desired (midships) cabins always go first as does our preferred group dining time of 6 PM. So, sign up as early as possible to guarantee you are not disappointed.

**I will be sending out a YAGR'S reunion registration form to everyone who has booked a cabin. I will need this to keep track of everyone who will be on the cruise. There will be a very small registration fee. This fee will cover the reunion pins for all who will be at the reunion and miscellaneous expenses that YAGR'S incurs for the reunion.**

#### Dues \$17.00

**Dues for the June 1, 2009 to May 31, 2010 dues year are now being collected.**

When writing your check, make it out to YAGR'S and send it to me (address on page #1). If you have paid your dues a date will be above your name on the mailing label this YAGRGRAM came in. Also if you have paid your dues and there is no date above your name or you did not receive your membership card and latest crewmen list that is sent with it, let me know.

I am asked what do we do on the ships at Battleship Cove. Well, almost anything. A case in point; we have started work on a 40mm gun on the Battleship. This gun hasn't been able to elevate or turn for at least 10 years that we know of.

We had a group of YAGRMEN come in for a work weekend to see what we could do on the gun. We replaced rusted out platforms, worked on the operating system (trying to get the gun to rotate and elevate), cleaned and painted a portion of the gun shields and platform. While we have not been able to free up the guns, we have ruled out various possible causes of the problem. One thing to keep in mind is that there is no one around who still knows how these guns operate or has any clue as to how to fix them.

#### **Thanks Victor Heath (AGR-16) and Joe Misko (AGR-3) !!!!!!!**

From the work crew, seated, Henry MacKay, Jim Spiegel, Ken Pickett and Roland Cote.

Standing left to right, Jack Floyd, Tom Giardina, John Hemminger, Dave Terry, Jim Spiegel Jr. and Harry Miller



**Thanks to  
Chef Daniel Cote**  
for treating the workcrew  
to a gourmet meal.



**Visit YAGR'S Web Page**  
**www.yagrs.org**  
**Webmaster**  
**Frank Pulaski (AGR-4)**



### Ted Wilming (USS OUTPOST AGR-10, 1962-65)

Some members of this auspicious group have knowledge of a dark incident on the high seas that happened on the CSS Outpost, AGR 10.

While on one of the picket stations, probably station 12 or 14, during the summer of 1964 the Outpost was in the vicinity of a Russian Elint trawler that was gathering electronic information of our (US) radars and other gear. While there was nothing unusual about this, these meetings happened frequently at sea; but on this occasion, the CO of Outpost, LTCDR R.N. Hamblin decided to scare those pesky ruskies and show them who was boss and possibly start World War III right then and there.

While Outpost went to GQ the stars and stripes briskly departed the mainmast and the Confederate Battle Flag was swiftly raised. All of this was captured on color 8mm film for posterity. And you never heard the saga of the Outpost defeating them foreigners?

After the ship was decommissioned in 1965, Captain Hamblin went to shore duty in New Orleans, La. In 1966, LTCDR Hamblin was killed in a helicopter crash in Vietnam while acting as an advisor.



## YAGR'S Book

YAGR'S book is finally done. The soft cover book is 140 pages long with 7 of the pages in color.

Orders are being taken for the YAGR'S book. The cost of the book is **\$22.00 for dues paying members** and **\$30.00 for non-dues paying members**. This includes postage. **There will only be one printing of this book.** Your book order must be placed by October 15, 2009.



### ORDER FORM FOR YAGR'S BOOK

DUES PAYING MEMBER                      QUANTITY \_\_\_\_\_ X \$22.00 = \$ \_\_\_\_\_

NON DUES PAYING MEMBER      QUANTITY \_\_\_\_\_ X \$30.00 = \$ \_\_\_\_\_

NAME \_\_\_\_\_

ADDRESS \_\_\_\_\_

CITY \_\_\_\_\_ STATE \_\_\_\_\_ ZIP CODE \_\_\_\_\_

PHONE # \_\_\_\_\_

# Special Projects Battleship Cove USS Kennedy DD-850

Another section of deck on the Kennedy needed to be replaced; and seeing that we were at a lull on our projects, we took the job on.

This all came about when the staff at Battleship Cove noticed water in one of the compartments on the ship. A small hole was discovered on the main deck at the bottom of the ladder that comes down from the flight deck.

After making a couple of phone calls to line up a few extra hands, a date was set up to start the work. Jim Spiegel (AGR-12) and his son Jim would come in from Long Island, NY to help out the regular Wednesday work crew of Roland Cote (AGR-10), John Hemminger (AGR-2) and Harry Miller (AGR-11 & YR-65).

After a late start on the job (heavy rains were in the area), we started to cut out the deteriorated section of the main deck. By the time we had finished, we had cut out an area of the main deck 4' by 3'6".

Even with the late start we had the hole patched and the first weld pass done before the rain came in the afternoon. The two Jims and Harry finished the welding the next morning and got a coat of primer on the patch. We then moved along to stripping paint off the binnacle and the ship's helm pedestal for our exhibit.



Roland and Harry cutting out a section of the main deck on the Kennedy.



Jim Sr. looking over area that was cut out.



John and Jim Jr. with the patch for the deck.



Jim applying a coat of primer.







# YAGR'S Exhibit

## Battleship Massachusetts

### Liberty Ship & YR-65 Displays

The display for the YR-65 was finished. But it appeared something was missing from the YR-65 display and the Liberty ship display. We decided that both displays needed signs to give visitors some information about the ships on display.


Two signs were made up describing the types of cargo that were carried by a Liberty ship during WW II, and one sign made up for the YR-65 describing the purpose of this type of vessel.



Stripping multiple layers of paint is no fun. This we can attest to. We have been stripping paint off the binnacle and its hood. We were hoping the binnacle's base would be in good shape, but we found that the casting is very porous. On the other hand, the hood will polish up very well.



Roland Cote (AGR-10) scraping paint off the binnacle.




John Hemminger (AGR-2) polishing binnacle hood.



### Denim Shirts.

Harvard Square 7oz. long sleeve denim shirt with double needle tailoring, button down collar, seven wood tone buttons and a left chest pocket. It has a silhouette of a radar picket ship with your ships name and hull number embroidered on it.



### Ships Store

All ships store items that have been ordered have been shipped. If you have not received something you have ordered, please get in touch with me.



ITEM	EACH		QUANTITY		SUB TOTAL
HAT SHIP HULL # _____	\$20.00	X		=	
DENIM SHIRT SHIP HULL # _____	S,M, L,XL \$34.00	X		=	
SIZE _____	XXL \$36.00	X		=	
<b>ALL HAT/LAPEL PINS LISTED BELOW ARE \$4.75 EACH OR ANY TWO FOR \$8.50</b>					
RADRON ONE		X		=	
RADRON TWO		X		=	
YAGR DIVISION 21		X		=	
USS GUARDIAN AGR-1		X		=	
USS LOOKOUT AGR-2		X		=	
USS SKYWATCHER AGR-3		X		=	
USS SEARCHER AGR-4		X		=	
USS SCANNER AGR-5		X		=	
USS LOCATOR YAGR-6		X		=	
USS PICKET AGR-7		X		=	
USS INTERCEPTOR AGR-8		X		=	
USS INVESTIGATOR AGR-9		X		=	
USS OUTPOST AGR-10		X		=	
USS PROTECTOR AGR-11		X		=	
USS VIGIL AGR-12		X		=	
USS INTERDICTOR AGR-13		X		=	
USS INTERPRETER AGR-14		X		=	
USS TRACER AGR-15		X		=	
USS WATCHMAN AGR-16		X		=	
<p>Note: <b>All orders must reach me by October 15, 2009.</b> This is when all orders will be placed with our suppliers. It can take up to six weeks after that for you to receive your order.</p>					
MAKE CHECKS PAYABLE TO YAGRS			<b>TOTAL</b>		
<b>YOUR NAME</b>					
<b>PHONE #</b>					