



# Radar Picket Ships

## YAGRGRAM #39

Winter 2005

C/O Harry Miller, 230 West Forest Ave., Pawtucket, RI 02860-3318, (401) 724-7278, e-mail [yagr@cox.net](mailto:yagr@cox.net)

### 11<sup>th</sup> YAGR'S Reunion

#### St. Louis, MO

May 18, 19, 20, 2005

As voted on at the San Francisco reunion our 11<sup>th</sup> reunion will be held in St. Louis, MO. We have chosen what we think is an outstanding hotel and we feel the tours we have set up will be enjoyed by everyone.

#### Reunion Host Hotel Information.

Hotel : Marriott St. Louis Airport Hotel  
10700 Pear Tree Lane  
St. Louis, MO 63134

Dates: May 18, 19, 20, 2005

Room Rate: \$79.00 per night. This rate is good for 3 nights before the reunion and 3 nights after the reunion as well.

Phone Number: 1 (800) 228-9290 (different number from the one listed in the last YAGRGRAM.)  
or (314) 423-9700. When you call to make your reservations, inform them you are with the YAGR'S group.

The hotel has a free shuttle that will take you from the airport to the hotel. For those of you who have a car, the parking is free for all registered hotel guests.

If you wish, you may view the hotel's web page at:  
<http://marriott.com/propertypage/STLAP>

Some general information on the hotel. The hotel is a short shuttle ride from the St. Louis Airport (Lambert) and it is about 35 minutes by light rail (Metro-Link) to downtown St. Louis and the Arch. If you decide to use the Metro-Link to get you to the Arch or downtown St. Louis, you pick up the Metro-Link at the airport. The hotel's shuttle will drop you off and pick you up the regular scheduled shuttle service to the airport.

The hotel features two restaurants, a bar, indoor and outdoor pools and a fitness room. This is a large business hotel with 600 rooms and is a very busy location, so it is most important that you reserve your room early to insure that you will not be disappointed by not being able to book a room.



Marriott St. Louis Airport Hotel.

### Pre-reunion Tour

Wednesday May 17, 2006

#### Dixieland Dinner Cruise

6:30 pm to 10:15 pm

This year's YAGR'S pre-reunion tour will be a moonlight cruise on the Mississippi River. A bus will pick us up at the Marriott Hotel at 6:30 pm and take us to the riverboat landing to board a replica of a 19<sup>th</sup> century paddlewheeler. While onboard we will have an enjoyable evening with Dixieland music, dancing if the mood strikes you and if the body is willing, dinner (with choice of meal) and dramatic views of the St. Louis skyline. Returning back to the landing, our bus will be on hand for the return trip back to the hotel. We expect to arrive back at the hotel somewhere around 10:15 pm. The cost for the tour is \$57.00 per person. Be advised, after March 20, 2006, I might not be able to arrange for more buses or seating on the boat. If you plan to go on this tour, it will be to your benefit to sign up as early as possible so you won't be disappointed.



## Information And Projected Reunion Schedule.

For those of you who have never attended a reunion and to refresh the memories of those of you who have, the following is the projected reunion schedule for this year's reunion.

**Wednesday May 17, 2006:** Optional Pre-reunion Tour, 6:30 PM to 10:15 PM (Approx.).

**Thursday May 18, 2006:** Hospitality Room Opens at 12 noon (Approx) to ??????.

Check in at reunion desk and pick up your folder with name tags and schedule of events with locations/ room names or numbers. The hospitality room has light snacks and beverages which are included in the reunion registration fee.

**Friday May 19, 2006:**

9 am to 3 PM (Approx.) Group Tour.  
Tour of St. Louis which consists of a bus tour of the most interesting sights of St. Louis including a stop at the Arch. The tour does not include going to the top as time does not permit due to the size of our group. After the tour of St. Louis we will leave for historic St. Charles, MO, a short drive away. In St. Charles you will have time for lunch (on your own) and explore the town, again on your own. If you do not wish to visit St. Charles, our bus will drop you off and pick you up at a nearby casino. If you choose this option you will need a valid I.D. for entry such as a driver's license, military I.D. or passport.



3:30 PM (Approx.) to ??????? Hospitality room open

**Saturday May 20, 2006:**

9:00 am to noon (Approx.) Breakfast, penny social, contest for the spouses/guests.

9:15 am to noon (Approx.) meeting for all former crewmen (coffee will be served).

Noon to 3 PM (Approx) Hospitality room open.

6 PM to 7 PM Cocktails (cash bar)

7 PM to ??? Farewell Banquet

Dress; Men: suit, sport jacket or uniform.

Women: Dress or suit.

The reunion registration fee: For dues paying members and their spouse/guest is \$85.00 per person.

For those who have not paid their dues and their spouse/guest is \$100.00 per person.

## Spouses/Guests

Saturday morning come and join us for our breakfast/penny social raffle and decorating contest. All spouses/guests are invited to come on down. There is no cost to you as this function is included in the reunion registration fee. There is no cost for the raffle tickets either.

We do ask that you bring an item (inexpensive) to be raffled off. What should I bring? Bring something that you would like to win.

This year's theme "Be Happy" is reflected into our decorating contest. The item to be decorated this year is a tote bag. Decide what makes you happy and somehow show it on a tote bag. The possibilities are endless.



## YAGR'S Exhibit On The Battleship Massachusetts Located in Fall River, MA.



Our normal workend was extended a few days, as it turned into a work week. It all started at the San Francisco reunion. I was approached by a few members who said that they wanted to help on our exhibit and it just took off from there.

Seeing that they would be coming in from all parts of the country, it would be best to make their travel time worthwhile by adding some extra time, or should I say days. The planning for this started right after I got back from the reunion. We had to make sure that enough work was set up for the men and we also had to coordinate berthing, meals, getting tools, materials and supplies. The first men, Tim Adams (AGR-10, AGR-11) and Mike Liska (AGR-11), Harry Miller (AGR-11, YR-65) arrived Monday the 17<sup>th</sup> of October; on the 18<sup>th</sup> Mike Smith (AGR-12) arrived; the 20<sup>th</sup> Henry MacKay reported onboard; next Tom Giardina (AGR-3) and Don Batty (AGR-9) came aboard on the 21<sup>st</sup> and the 22<sup>nd</sup> saw Roland Cote (AGR-10), Jack Floyd (AGR-11, YR-65), John

Hemminger (AGR-2), Tom Manning (AGR-4) and Al Nannini (AGR-15) onboard. The various States these guys came from are Connecticut, Indiana, Massachusetts, Michigan, Minnesota, New Jersey, New York and Rhode Island.

Even with a few coordination problems, when all was said and done, we had a very productive week, most noticeably the radar room. At this time it is 95% complete, with just a few odds and ends to finish up. Other work accomplished this period was repainting the exterior bulkheads and bulwark of the radar room, painting of wood paneling that is set aside for future signs and pictures, laying out and putting information on the plotting and status boards, installing the boards along with the lighting for them, painting of the console desk located in the radar room, refurbishing the phones, speakers and 1MC that goes with the console, powering up miscellaneous equipment that is on display and adding a new light for one of the displays. We also managed to find some time to do some work for the Battleship which included welding a watertight door in place on the second deck of the ship and repairing a davit cover on the main deck under turret #1 that had deteriorated.

It should be noted that Tom Manning, John Hemminger and Harry Miller are not shown in any pictures.




Jack Floyd and Lee Mowan in the process of checking out the fuse panel in our exhibit area.



Tim Adams working on cover for davit socket.



Mike Liska prepping equipment box for painting.



Nannini and Mike Smith shown in the radar room with plotting boards after they were installed.



Lee Mowan and Henry MacKay working on console desk that will be in the radar room.



Tom Giardina, Don Batty and Roland Cote painting exterior of radar room.

## Working On The USS Joseph P. Kennedy, Jr. DD 850.


Captain John Casey, the Battleship's Chief Operating Officer, asked us to take a look at a section of the main deck on the USS Kennedy to see if we would be able to replace an area that was rusted and battered. The area in question was just a few feet away from the bottom of the brow and it was a situation that, if neglected, could become a hazard.

Roland Cote, John Hemminger and Harry Miller decided that it would be an interesting project to tackle. In talking the job over it was decided it would be best if we could get another man to help out. A call was made to Jim Spiegel (AGR-12) to see if he would be available to help, and with an affirmative answer he came up from New York on Thursday the 20<sup>th</sup> of September with the intent of working through the weekend on the deck project and anything else that needed to be done. The staff of Battleship Cove removed the insulation that was on the underside of the main deck and provided and placed the fire blankets that were needed to protect the display that was right below the area where we would be working. The cutting out and replacing of the deteriorated section of deck went along with no problems. Finishing the project late Friday morning, Jim and Harry had time to start another project for the Kennedy: fabricating a 55 gallon barrel storage rack that would be installed on the fantail. (Destroyers would store extra gasoline in a 55 gallon barrel for the P-60, P-250 and P-500 pumps they carried and, as a safety issue, they were stored in a manner that the barrel could be jettisoned over the side in an emergency). Working on the rack through Sunday morning, they left the ship with the rack 50% completed. The following Wednesday, John Hemminger and Harry returned to the ship and finished the job.

### Main Deck Repair.



John removing paint in preparation for cutting deck section out.




Harry taking measurements for the new piece of steel plate.

### Gas Storage Rack.



Jim and Roland putting a coat of primer on new section of deck.



John cleaning up edges on angle iron.

Harry welding rack together.



## 1956 Ship Commissioning

1956 four Radar Picket Ships were commissioned. The ships listed by date of commissioning were:

January 21, 1956	USS Locator	AGR-6
January 30, 1956	USS Scanner	AGR-5
February 8, 1956	USS Picket	AGR-7
February 15, 1956	USS Interceptor	AGR-8



## USS PICKET (AGR-7)

*LIBERTY SHIP : JAMES H. HARRELL*

BUILT BY:	J.A. JONES CONSTRUCTION CO., PANAMA CITY, FL.
KEEL LAID:	28 MARCH 1945 (HULL # 3138)
LAUNCHED:	17 MAY 1945
SPONSORED BY:	MRS. ALICE HARRELL
PLACED IN SERVICE:	11 JUNE 1945
PLACED IN RESERVE FLEET:	06 OCTOBER 1945

## USS PICKET (AGR-7)

CONVERTED:	12 JULY 1955 AT PORTSMOUTH, VA
COMMISSIONED:	08 FEBRUARY 1956 AS YAGR-7 AT PORTSMOUTH, VA
HOMEPORT:	01 APRIL 1956 AT SAN FRANCISCO, CA
RECLASSIFIED:	28 SEPTEMBER 1958 AS AGR-7
DECOMMISSIONED:	01 AUGUST 1965
DISPOSITION:	17 NOVEMBER 1976 SOLD AS SCRAP FOR \$133,666.00

Picket while on station would report all air contacts in her area to a shore facility of NORAD. This information is compared to all known flight plans in the area and, if the contact was evaluated as "unknown," fighters of the United States or Canadian Air Force would intercept the unknown aircraft to identify it.

## YAGR'S Book.

The work on the book is moving along. The information we have gathered is being put together into book form. At this time we have over 65 pages with more to be added. Progress has been made in getting information on the radar, radio and engineering equipment. **We are lacking one major bit of information in regards to the ships radars: what radar was replaced by the radar? If you know, please let me know.**

We are still looking for information about:

- (1) Ship Captains, names and dates. **A lot missing. VERY IMPORTANT!!!!**
- (2) History of RADRON ONE (west coast squadron)
- (3) History of RADRON TWO after 1962 (east coast squadron).
- (4) Information and pictures of the YR-23 and the YR-65.
- (5) Documents with dates showing when ships were decommissioned. There is a great deal of confusing data we have regarding dates.
- (6) Any information or pictures you think will be of value.

**Very Important:** We need someone who is very knowledgeable in scanning and working with pictures. A lot of the photos we have need to be reworked. If you get in touch with me, we can go over what our needs are.



## Sea Stories



### Joe Zvanovec (AGR-12, 1957-58) (XO, 1958-60, AGR-2)

Anyone who was involved with navigating our ships probably remembers the layout of the picket stations: 40 by 80 nautical miles defined by Pt A in the middle, Pt B 40 NM to the North and Pt C 40 NM S of Pt A. The idea was to cover more area with a synchronized pattern where each of the five ships on patrol would be heading for the same point in their respective station on the same day. To accomplish this, we were to be at Pt A on 1 January each year, head N to be at Pt B 2 Jan, back to Pt A a day later, then down to Pt C the 3rd and back to Pt A, completing the cycle in 4 days and keep repeating it throughout the year. Thus we knew where the ship we were coming out to relieve would be (most of the time) and where to start our patrol.

Somehow, the staff at RADRON 2 decided we were having trouble figuring out where we were supposed to be on a given day so they issued a RADRON 2 INST on the subject. In it they said, sarcastically I thought, "If you have a calendar and can divide by 4, you should be able to figure it out." But, to make it easier for us they made up an encl. (1) starting with 1 Jan, and laid out the whole year: A,B,A,C, etc., etc. ending up on 31 Dec at Pt C. Simple. Just head N and be back at Pt A on New Year's Day and start over. The only trouble was, encl. (1) had 364 days, and a closer inspection revealed the omission of 31 July. That's what made the year come out even. I've always figured the whole thing was an elaborate hoax, at least I'm pretty sure it was.

### Jay Kacena (AGR-6, 1958-60)

In a letter Jay sent to me he passed along some scuttlebutt that was going around the Scanner during the time he was aboard her. It seems that the word was put out that some of the "green balls" had electronic devices inside them, and when found they would be shipped off to Washington. Well I asked for sea stories to be sent in, and this sure fits the bill. For those of you who do not know about the "green balls," they are the glass floats, usually green, that Japanese fishermen would use on their nets, and the west coast ships would find them after they broke loose from the nets.

## YAGR'S Dues

A reminder that dues are now due for the 5/31/05 to 6/1/06 year. If you have not paid your dues yet, please send them in as soon as possible. Make checks payable to YAGRS.

If you have paid your dues, a date will be above your name on the mailing label on the envelope that this YAGRGRAM came in.

## Ship Store Information.

Items sold in our ship store are priced as low as possible and all the prices for an item include postage. When you order a hat or shirt, that hat or shirt is especially made up for you as we do not stock these items.

We now have the hat/lapel pins for 8 ships. I had hoped that by now we would have all 16 ships available. When we decided to sell these ship pins, many of you said that you would buy not only your ship pin, but you would buy others as well. This hasn't happened. I hope that you decide not only buy a pin for your ship but to get the others also. If this happens we will have the 8 other ship pins available a lot sooner than it has taken to get the 8 we have now.

The proceeds of items sold from the Ships Store help fund our exhibit on the Battleship Massachusetts. The only exception is the ship emblem. These proceeds are used to purchase other ship emblem pins.



**Hat/Lapel Pins.**

All of the ships emblems are in color and are approx. 1" in diameter.

We have 3 new pins:

- YAGR DIVISION 21
- USS Outpost AGR-10
- USS Interdictor AGR-13



**Hat Devices.**

BM, BT, DC, DK, GM, EN, ET, HM, MM, MS, QM, RD, SH, SK, SM, YN, in one hand, but in a limited quantity.

**Denim Shirts.**

Harvard Square 7oz. long sleeve denim shirt with double needle tailoring, button down collar, seven wood tone buttons and a left chest pocket. It has a silhouette of a radar picket ship with your ships name and hull number embroidered on it.



If you have placed an order for an item and you have not received it yet, please get in touch with me.

ITEM	EACH		QUANTITY		SUB TOTAL
HAT HULL # _____	\$19.00	X		=	
DENIM SHIRT HULL# _____	S,M,L,XL \$33.00	X		=	
SIZE _____	XXL \$35.00	X		=	
<b>HAT/LAPEL PINS \$4.50 EACH OR ANY TWO FOR \$8.00</b>					
YAGR'S LOGO		X		=	
RADRON ONE		X		=	
RADRON TWO		X		=	
YAGR DIVISION 21		X		=	
GUARDIAN AGR-1		X		=	
SKYWATCHER AGR-3		X		=	
LOCATOR YAGR-6		X		=	
INTERCEPTOR AGR-8		X		=	
OUTPOST AGR-10		X		=	
PROTECTOR AGR-11		X		=	
INTERDICTOR AGR-13		X		=	
TRACER AGR-15		X		=	
RADAR PICKET SHIP PIN 1 1/2" LONG	\$4.25	X		=	
PO1, PO2, PO3 CROW FOR HAT PO _____ WANTED	\$4.50	X		=	
HAT SPECIALTY DEVICE SPECIFY DEVICE _____	\$4.75	X		=	
COFFEE CUP	\$15.00	X		=	
<b>MAKE CHECK PAYABLE TO YAGR'S</b>			<b>TOTAL</b>		
<b>YOUR NAME</b>					

Note: All orders must reach me by January 31, 2006. This is when all orders will be placed with our suppliers. It can take up to six weeks after that for you to receive your order. Also, if you plan to get a hat or denim shirt for the reunion, place your order now.

**YAGR'S**  
**11th Annual Reunion**  
**St. Louis, MO**  
**May 18, 19, 20, 2006**

**Please return As Soon As Possible, But No Later Than April 15, 2006.**

NAME \_\_\_\_\_

NAME OF SPOUSE/GUEST \_\_\_\_\_

SHIP SERVED ON \_\_\_\_\_ DATE ON BOARD \_\_\_\_\_ RATE \_\_\_\_\_

SHIP SERVED ON \_\_\_\_\_ DATE ON BOARD \_\_\_\_\_ RATE \_\_\_\_\_

**NOTES: For dues paying members, your spouse/guest registration fee is \$85.00 also.  
 Names shown above will be used for your name tags.**

Reunion Registration	St. Louis, MO	May 18,	19, 20,	2006	Please Print
EXAMPLE	Cost per person \$85.00	X X		Number of People 4	= Sub Total = \$340.00
<b>Dues paying members, spouses/guests</b>	<b>\$85.00</b>	<b>X</b>			<b>= \$</b>
<b>Non dues paying members, spouses/guests</b>	<b>\$100.00</b>	<b>X</b>			<b>= \$</b>
<b>Optional Tour</b>				Number of People	
<b>Pre Reunion Tour</b>	<b>\$57.00</b>	<b>X</b>			<b>= \$</b>
<b>Wednesday May 17, 2006</b> <b>ALL MEALS COST THE SAME. CHECK SELECTION FOR EACH PERSON</b> <b>6:30 pm to 10:15 pm</b>					
Names of people going on tour	PRIME RIB	CHAMPAGNE CHICKEN	BAKED FISH		
<b>Reunion Shirts</b>					
<b>\$18.00 each</b>	Small	Medium	Large	X LARGE	
Number of each, times \$18.00					<b>= \$</b>
<b>\$20.00 each</b>				XX- Large	
Number of each, times \$20.00					<b>= \$</b>
				<b>Total</b>	<b>\$</b>